





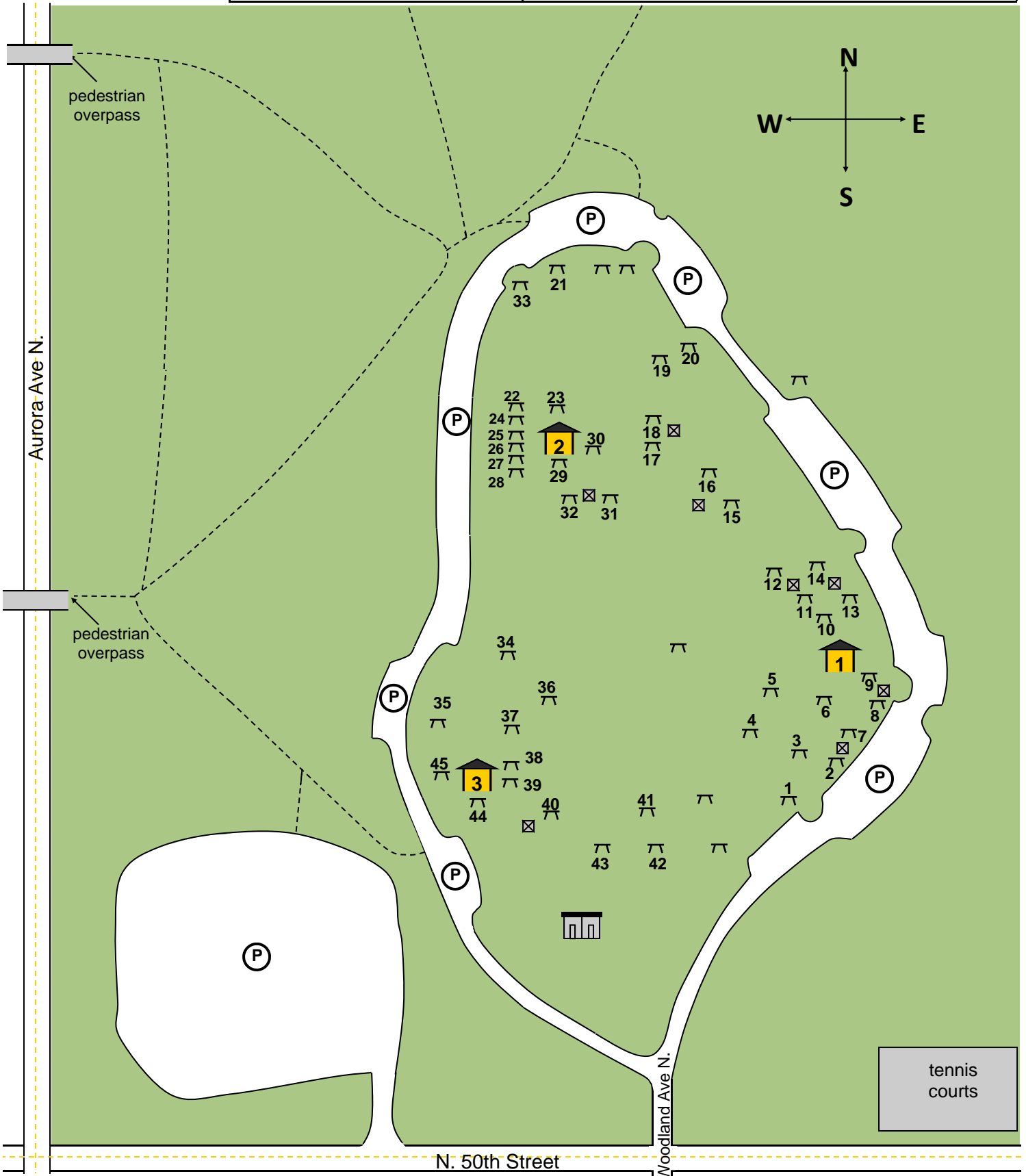


WOODLAND PARK
Shelters 1,2,3
1000 N. 50th Street
Seattle, WA 98103

-  Picnic Table
-  Picnic Shelter
-  BBQ Grill
-  Restroom
-  Parking Lot
-  Pedestrian Pathway



WOODLAND PARK

1000 N. 50th Street
Seattle, WA 98103

I-5 North/South Bound:

Take the NE 50th St Exit. Turn left if on I-5 Northbound; right if on I-5 Southbound.

Shelters 1-3: (N 50th St & Woodland Park N)

Continue on NE 50th St westbound. Cross Stone Way Avenue N. Pass the tennis courts. Make the first right after the tennis courts on Woodland Park Ave North.

Shelters 4-6: (N 59th St & Aurora N)

Continue on NE 50th St westbound. Turn right on Stone Way N. Stone Way will turn into Green Lake Way N when you make the right turn. Move into the left lane and turn left onto Green Lake Way N, which is at the Green Lake Pitch and Putt Golf Course. Make a left into the first parking lot; turn right to go up the hill. Shelter 5 and 6 are on the right hand side at the top of the hill. Shelters 4 and 7 are on the left-hand side.

